

AGS Sleep Meeting

Marie A. Bernard, M.D.
Deputy Director
National Institute on Aging

October 4, 2015



NIH/NIA Budget Update



NIA Appropriations FY 2005-2016 PB

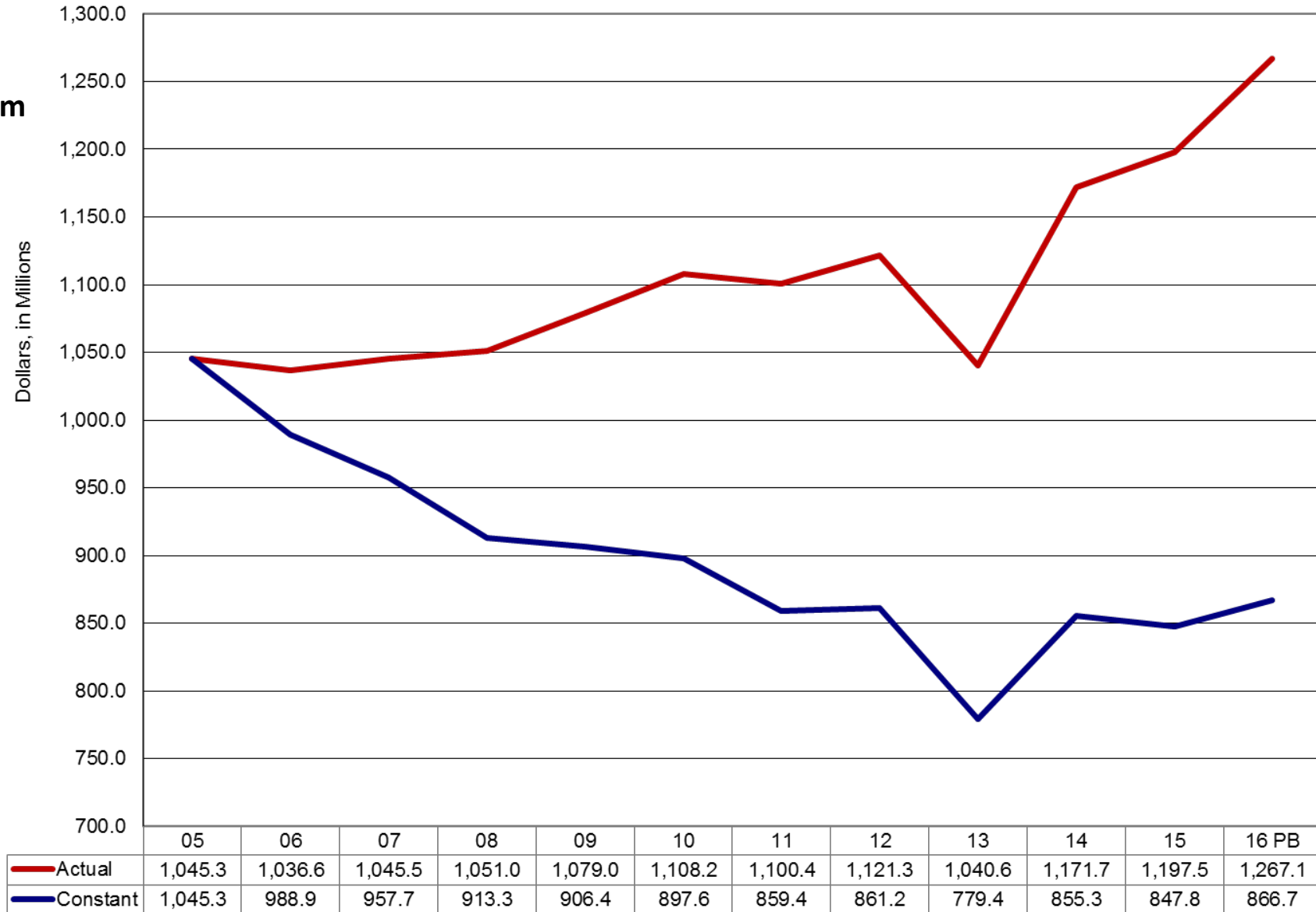
Current versus Constant, FY05 Base Year

**Difference from
FY2005**

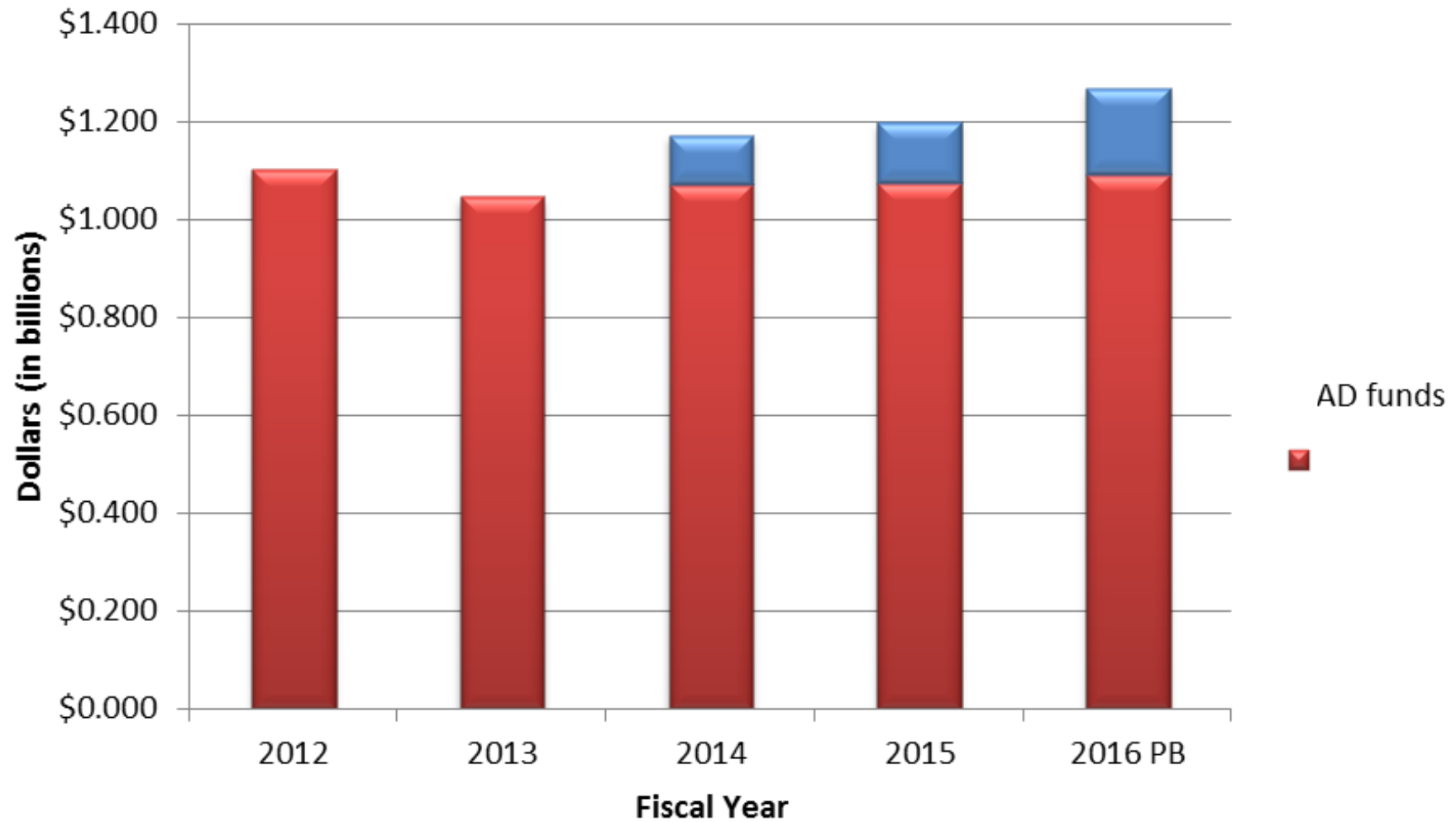
**In Current
Dollars:
\$221.8M
Increase**

**In Constant
Dollars:
\$178.6M
Decrease**

**17% decrease
FY05-FY16 PB**



NIA Appropriations



Funding Policy – General Payline

Requested Direct Costs	<500k	500k or greater
All applications except N.I or E.S.I. R01s	8%	5%
N.I. R01s	12%	9%
E.S.I. R01s	14%	11%

Funding Policy – AD Payline

Requested Direct Costs	<500k	500k or greater
All applications except N.I or E.S.I. R01s	17%	14%
N.I. R01s	21%	18%
E.S.I. R01s	23%	20%

FY16 Budget Status

H.R. 3020 – 6/24/15, the House

Appropriations Committee reported out its
FY16 Labor HHS Appropriations bill.

- \$31.2 billion for the NIH, \$1.1 billion above FY15
- **\$300 million increase for Alzheimer's disease research**

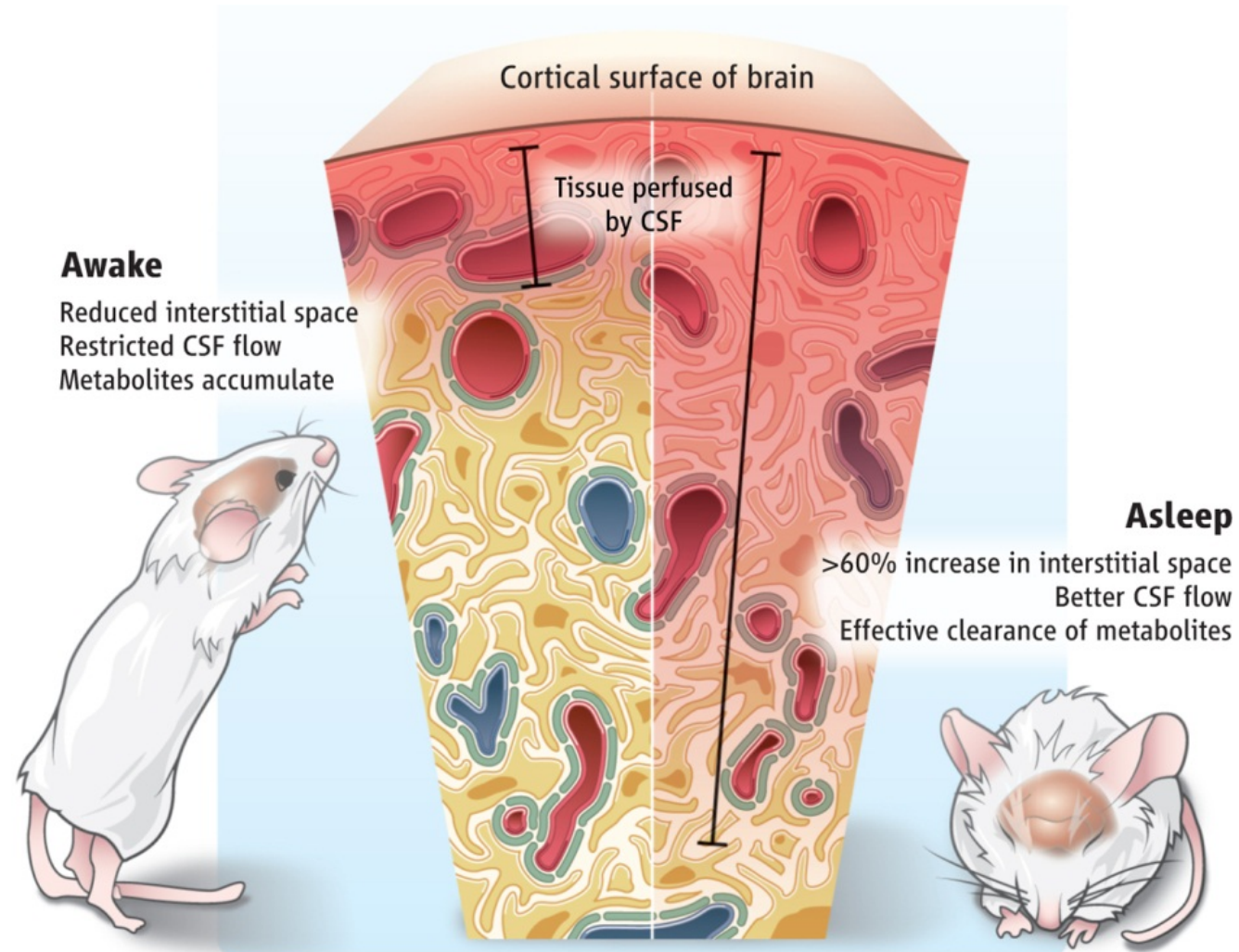
FY16 Budget Status

S. 1695 – 6/25/15, the Senate Appropriations Committee reported out its FY16 Labor HHS Appropriations bill.

- \$32 billion for the NIH, \$2 billion above FY15
- **\$350 million increase for Alzheimer's disease research**

NIA Sleep Research Update

Sleep Drives A β Clearance From the Brain

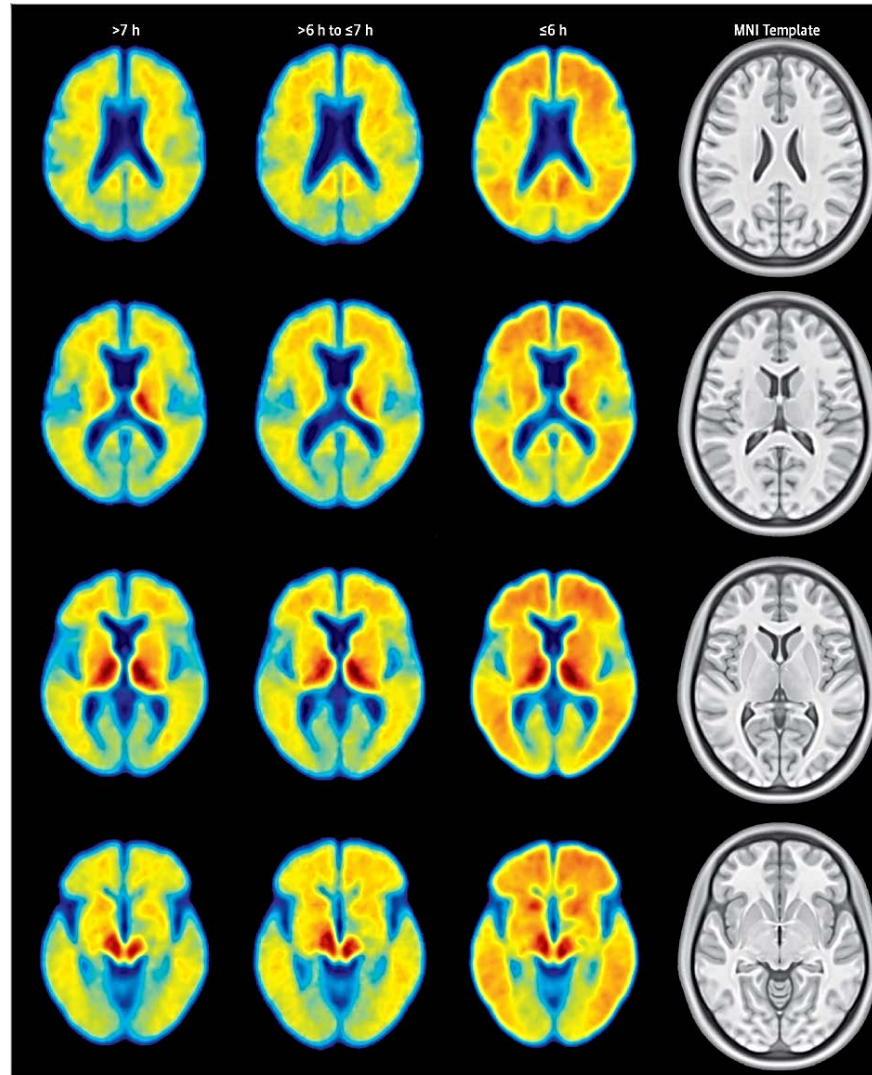
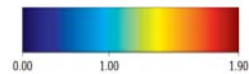


Shortened Sleep Increases A β Deposition in the Brain

Sleep duration →

Amyloid Level by PET Scan

blue-low level
red-high level



Developing Biomarker Arrays Predicting Sleep and Circadian-Coupled Risks to Health

An NIA Workshop*

April 27-28, 2015, Bethesda, MD

Background: Workshop was co-sponsored with NHLBI

Objective: Bring biomarker and sleep/circadian research experts together

Outcomes: Identify markers of acute sleep loss, chronic sleep loss and of circadian phase and mistimed sleep

Measures of Physiologic Resiliences and Vulnerabilities in Human Aging

An NIA Workshop*

August 26-27, 2015, Bethesda, MD

- Resiliencies are conceptualized as the varied responses permitting adaptation to stressors
- Built on the conceptual work laid by an earlier Division of Aging Biology workshop on measures of resiliency in animal models

Measures of Physiologic Resiliences and Vulnerabilities in Human Aging

An NIA Workshop*

August 26-27, 2015, Bethesda, MD

- Research questions addressed:
 - Development of new or improved measures to characterize specific resiliencies
 - Assessment of the predictive value of diverse resiliencies for clinically meaningful outcomes
 - Understanding of mechanisms that underlie specific resilient responses
 - Identification of specific resource needs, including methodological approaches, for the study of resiliencies
- A white paper is under development, expected publication in '16.

FY 16 NIA Program Announcements

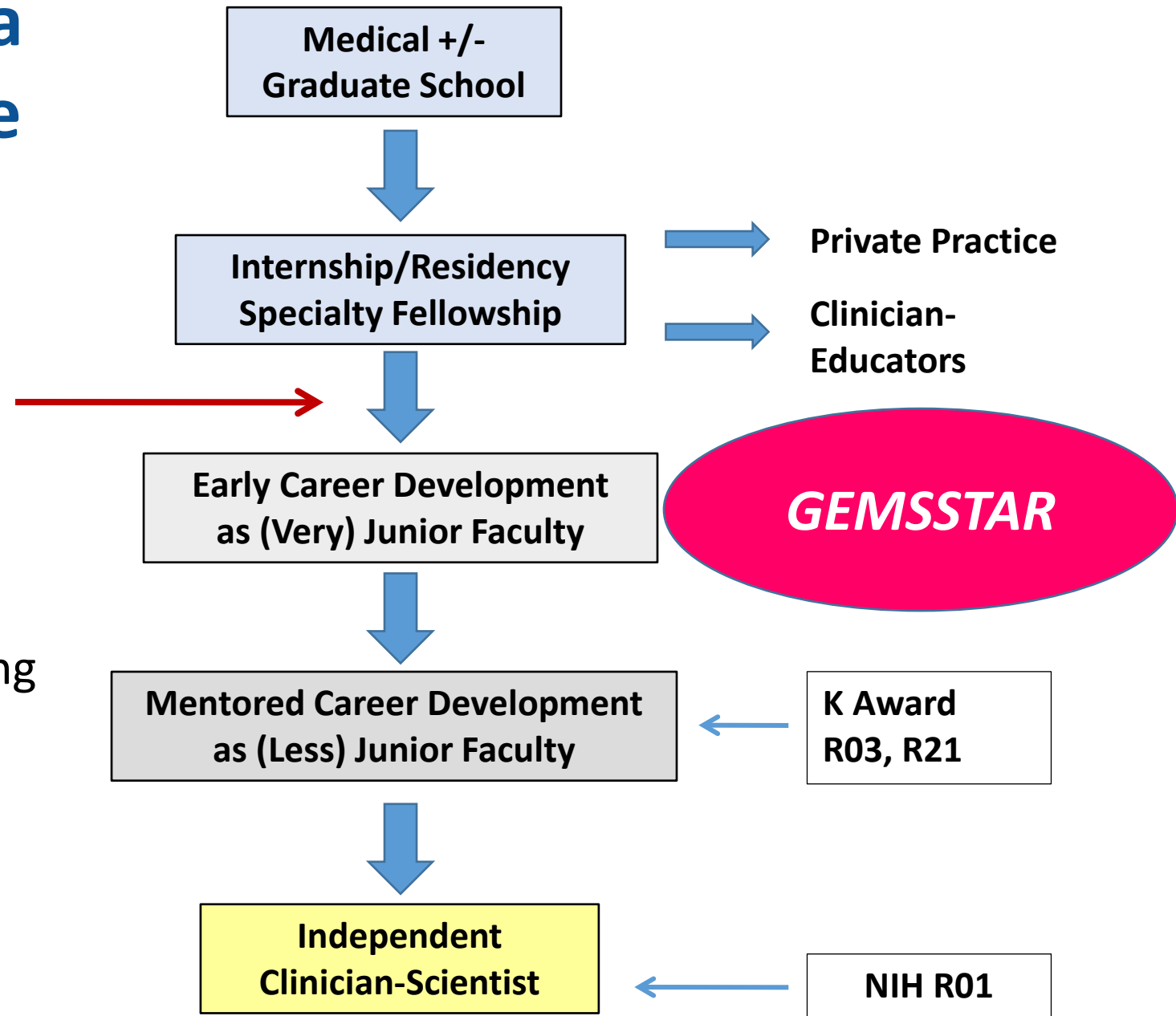
- Health Disparities
- Caregiving
- Epidemiology
- Diagnosis and Prediction
- Molecular and Cellular Mechanisms
- Cognitive Aging
- Clinical

NIA Pipeline Program: GEMSSTAR

Targeting a Vulnerable Time

First Faculty Appointment

- Opportunity to connect with mentor with aging expertise
- Pilot data for future funding



GEMSSTAR

Grants for Early Medical and Surgical Specialists' Transition in Aging Research

- **R03 Mechanism** – small research project - \$75K/yr x 2 yr
- PLUS an additional separately funded aging/geriatric focused career development piece - approx \$12.5-\$25K/yr x 2 yrs
-
- Must have faculty appointment when award begins
- For specialists (including geriatricians) without extensive independently funded research record

GEMSSTAR

- **Professional Development Plan**
- Other Support - Specialty Society, Division, VA, KL2, Private, etc
- Approximately 15 awards/yr - 2015-2019
- 1 cycle/yr – due fall 10/7/2015 – funding 7/16
- GEMSSTAR Biennial Meeting – 2015, 2017, 2019

GEMSSTAR

Grants for Early Medical and Surgical Specialists' Transition in Aging Research

- PO: Susan Zieman (niagemstar@mail.nih.gov)
- <http://www.nia.nih.gov/research/dgcg/grants-early-medical-surgical-specialists-transition-aging-research-gemsstar>